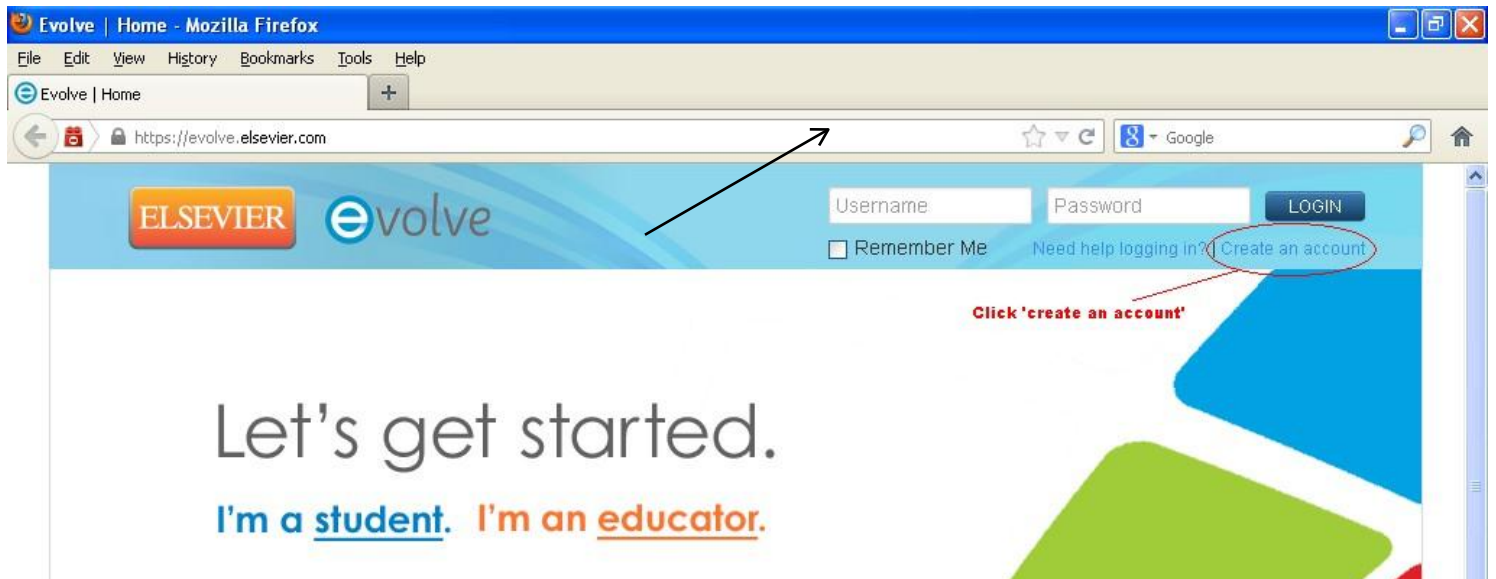


How to create an EVOLVE user name account

1. Go to <https://evolve.elsevier.com>
2. Click 'create an account'



3. Click 'Register as: Student' and fill in the required information. Then click 'SUBMIT'

Create an account

New to Evolve? Create an account to join.
All fields are required.

Register as: Student Faculty

First Name Last Name

Email Address

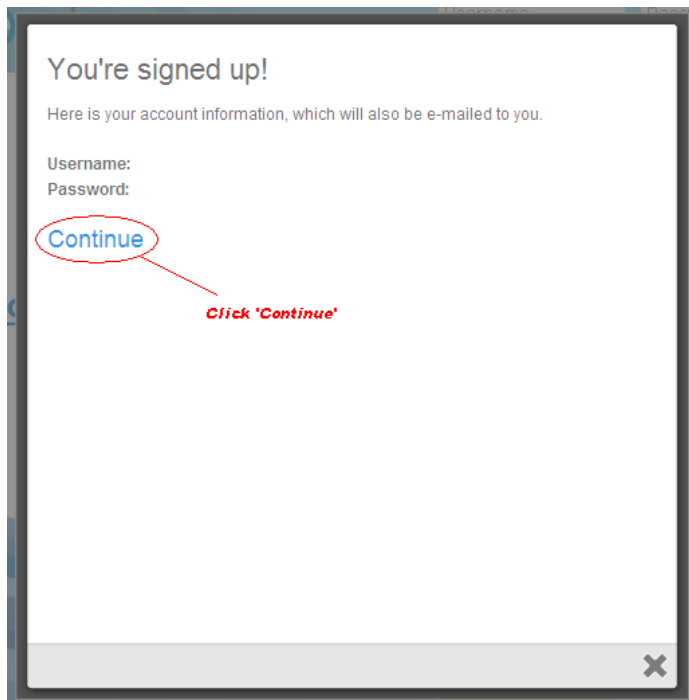
Password Confirm Password

Stay connected! Be the first to know about new publications, products and exclusive offers.

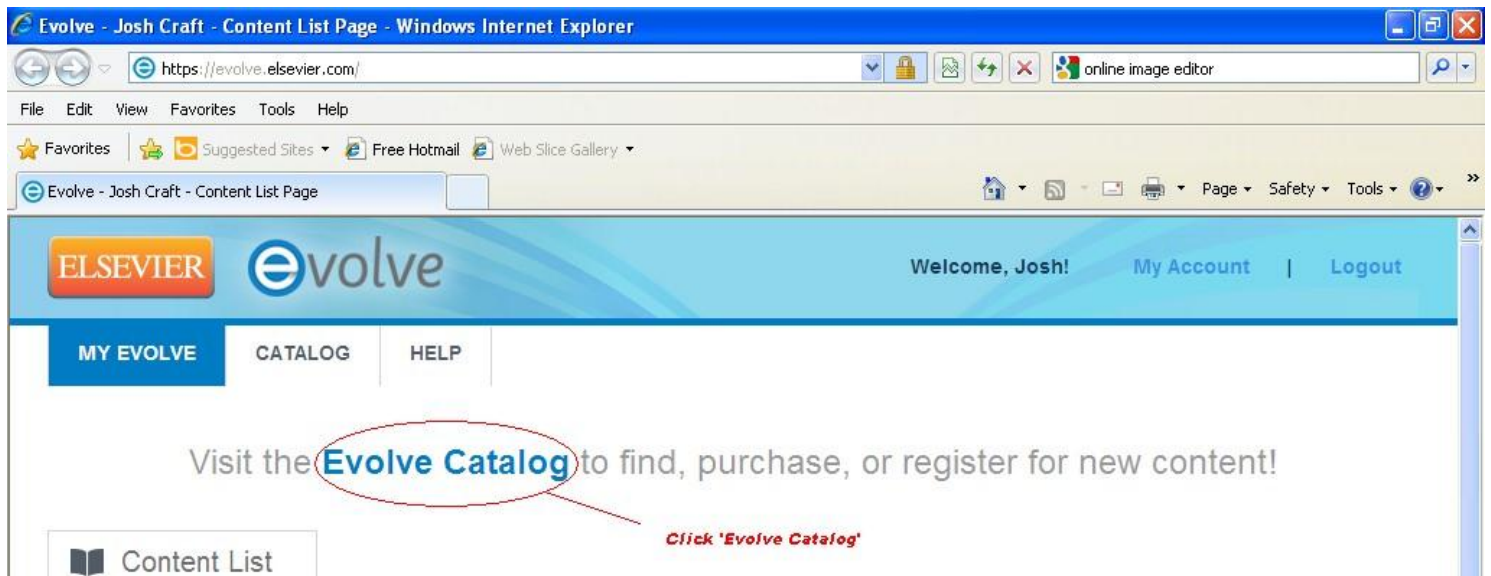
YES, I wish to receive special offers and promotions from Elsevier Inc. about relevant products or services.

How to create an EVOLVE user name account

4. Write down your username and password, then click 'Continue'

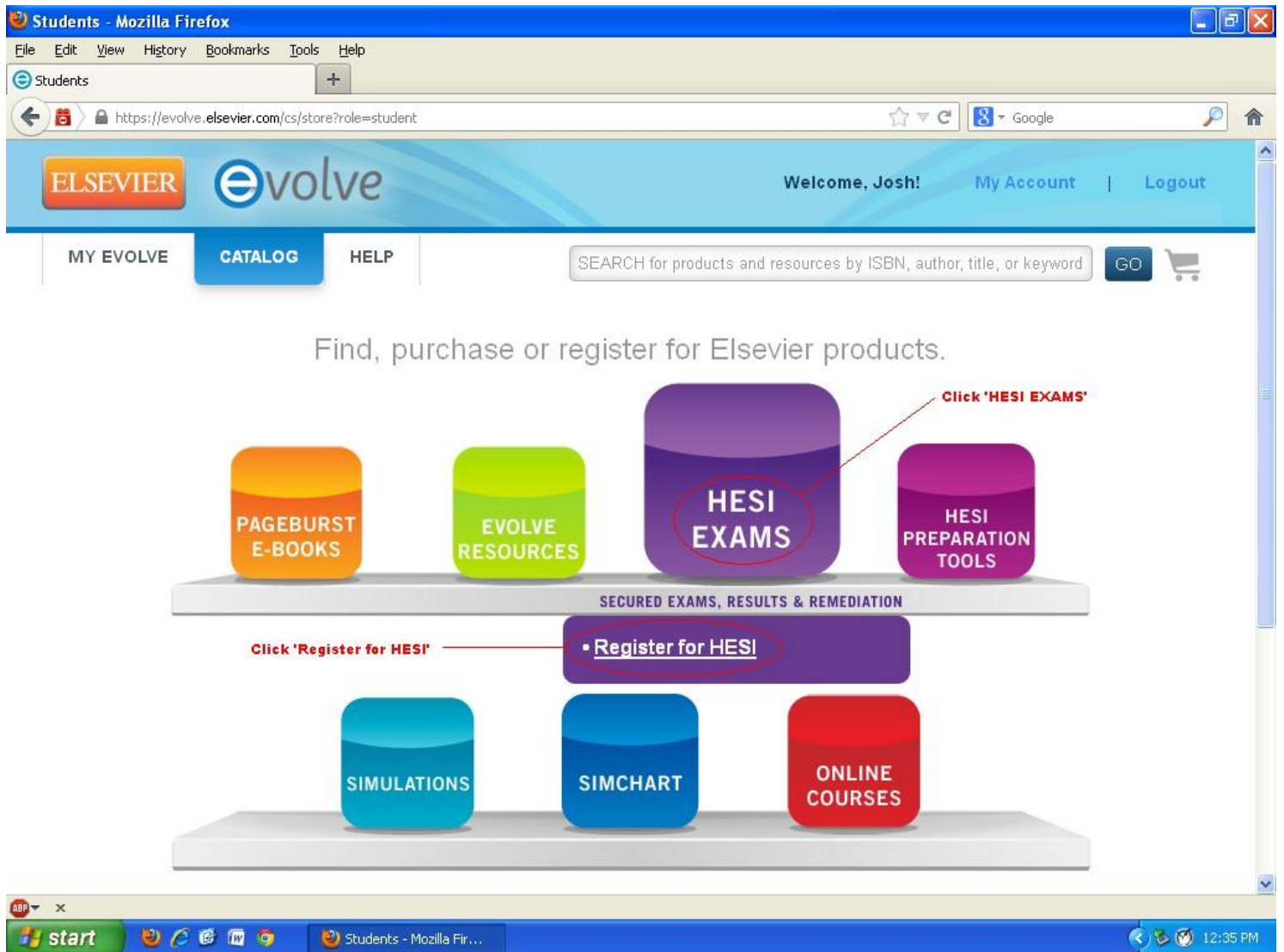


5. Click 'Evolve Catalog'



How to create an EVOLVE user name account

6. Click the 'HESI EXAMS' box and then click 'Register for HESI'



The screenshot shows the Elsevier Evolve website interface. At the top, there is a navigation bar with the Elsevier logo, the 'evolve' logo, and user information: 'Welcome, Josh!', 'My Account', and 'Logout'. Below this is a search bar with the text 'SEARCH for products and resources by ISBN, author, title, or keyword' and a 'GO' button. The main content area features a grid of product categories on shelves. The top shelf contains four items: 'PAGEBURST E-BOOKS', 'EVOLVE RESOURCES', 'HESI EXAMS', and 'HESI PREPARATION TOOLS'. A red circle highlights the 'HESI EXAMS' item, with a red arrow pointing to it from the text 'Click 'HESI EXAMS''. Below this shelf is a purple button labeled 'Register for HESI', which is also circled in red, with a red arrow pointing to it from the text 'Click 'Register for HESI''. The bottom shelf contains three items: 'SIMULATIONS', 'SIMCHART', and 'ONLINE COURSES'. The browser window title is 'Students - Mozilla Firefox' and the address bar shows 'https://evolve.elsevier.com/cs/store?role=student'. The Windows taskbar at the bottom shows the 'start' button and the time '12:35 PM'.

7. Click 'REGISTER FOR THIS NOW'



How to create an EVOLVE user name account

8. Click 'REDEEM/CHECKOUT'

REDEEM/CHECKOUT >

9. Update your account information in the spaces provided and then click 'CONTINUE'

Update Account - Mozilla Firefox

File Edit View History Bookmarks Tools Help

Update Account

https://evolve.elsevier.com/cs/checkout

evolve

MY EVOLVE CATALOG HELP

SEARCH for products and resources by ISBN, author, title, or keyword GO

Update your Account

Please fill in the required fields below to check out.

Tell us about you:

Tell us about your institution:

I'm not affiliated with an institution

United States Texas Dallas

North Lake College

Licensed Practical/Vocational Nu 2013 1234567

Stay connected! Be the first to know about new publications, products and exclusive offers.

YES, I wish to receive special offers and promotions from Elsevier Inc. about relevant products or services.

CONTINUE — Click 'CONTINUE'

start Update Account - Mo... 1:32 PM

How to create an EVOLVE user name account

10. Check 'Yes' to accept the user agreement and then click 'SUBMIT'

Check Out - Mozilla Firefox

File Edit View History Bookmarks Tools Help

Check Out

https://evolve.elsevier.com/cs/checkout


ELSEVIER evolve

Welcome, Josh! My Account | Logout

MY EVOLVE CATALOG HELP

SEARCH for products and resources by ISBN, author, title, or keyword GO

MY CART 1. REVIEW & SUBMIT 2. CONFIRMATION

	Quantity	Price	
 HESI Registration, 1st Edition HESI HESI Assessment ISBN: 9781455728916 2012 \$0.00	1	\$0.00	Delete

Check 'Yes' Yes, I accept the Registered User Agreement.

Discount/Promotion: \$0.00
Estimated Tax (0.00%): \$0.00
TOTAL: \$0.00

Click 'SUBMIT' **SUBMIT >**

Cancel Order

start

Check Out - Mozilla Fi...

1:32 PM

11. You have now set-up your Evolve Student Account. Please note, you must now continue to register for the HESI exam by clicking 'My Evolve' and then 'Student Access'. Please refer to the instructions concerning entering the payment ID for further information.